



REPLICA CHAIN GUIDE
298188



298188-12














APPLICATIONS

GAS GAS MC 85 2021 2022 2023 2024 | HUSQVARNA FE 250 2014 2015 2016 2017 2018 2019 2020 2021 2022 2023 | HUSQVARNA FE 350 2014 2015 2016 2017 2018 2019 2020 2021 2022 2023 | HUSQVARNA FE 350 PRO 2024 2025 | HUSQVARNA FE 350 S 2022 2023 | HUSQVARNA FE 450 2014 2015 2016 2017 2018 2019 2020 2021 2022 2023 | HUSQVARNA FE 501 2014 2015 2016 2017 2018 2019 2020 2021 2022 2023 | HUSQVARNA FE 501 S 2022 2023 | HUSQVARNA TC 85 2015 2016 2017 2018 2019 2020 2021 2022 2023 2024 | HUSQVARNA TE 125 2014 2015 2016 | HUSQVARNA TE 150i 2020 2021 2022 2023 | HUSQVARNA TE 250 2014 2015 2016 2017 | HUSQVARNA TE 250i 2018 2019 2020 2021 2022 2023 | HUSQVARNA TE 300 2014 2015 2016 2017 | HUSQVARNA TE 300i 2018 2019 2020 2021 2022 2023 | KTM EXC 125 2014 2015 2016 | KTM EXC 150 TPI 2020 2021 2022 2023 | KTM EXC 200 2014 2015 2016 2017 2018 | KTM EXC 250 2014 2015 2016 2017 | KTM EXC 250 TPI 2017 2018 2019 2020 2021 2022 2023 | KTM EXC 300 2014 2016 2017 | KTM EXC 300 TPI 2018 2019 2020 2021 2022 2023 | KTM EXC-F 250 2014 2015 2016 2017 2018 2019 2020 2021 2022 2023 | KTM EXC-F 350 2014 2015 2016 2017 2018 2019 2020 2021 2022 2023 | KTM EXC-F 450 2014 2015 2016 2017 2018 2019 2020 2021 2022 2023 | KTM SX 85 2015 2016 2017 2018 2019 2020 2021 2022 2023 2024 | KTM XC-W 125 2017 2018 2019 | KTM XC-W 150 TPI 2019 2020 2021 2022 2023 | KTM XC-W 250 TPI 2019 2020 2021 2022 2023 | KTM XC-W 300 TPI 2019 2020 2021 2022 2023 | KTM XCF-W 350 2020 2021 2022 2023 | KTM XCF-W 450 2023 | KTM XCF-W 500 2020 2021 2022 2023

PRODUCTS RELATED



268602
FULL PLASTIC KIT FOR KTM

-  011.016  030
-  031  072
-  090  092
-  110  132
-  553  553.019
-  553.020  553.021
-  553.023

REPLICA CHAIN GUIDE
FOR
KTM/HUSQVARNA/GAS
GAS
297620



297620-12

APPLICATIONS

GAS GAS MC 50 2021 2022 2023 2024 2025 | GAS GAS MC 65 2021 2022 2023 2024 2025 | GAS GAS MC-E 5 2021 2022 2023 2024 | HUSQVARNA EE 5 2020 2021 2022 2023 2024 | HUSQVARNA TC 50 2017 2018 2019 2020 2021 2022 2023 2024 2025 | HUSQVARNA TC 65 2017 2018 2019 2020 2021 2022 2023 2024 2025 | KTM SX 50 2016 2017 2018 2019 2020 2021 2022 2023 2024 2025 | KTM SX 65 2016 2017 2018 2019 2020 2021 2022 2023 2024 2025 | KTM SX-E 3 2023 2024 | KTM SX-E 5 2023 2024

REPLICA CHAIN GUIDE
212564



212564-12

APPLICATIONS

HUSABERG FE 250 2013 2014 | HUSABERG FE 350 2013 2014 | HUSABERG FE 450 2013 2014 | HUSABERG TE 125 2009 2010 2011 2012 2013 2014 | HUSABERG TE 250 2013 2014 | HUSABERG TE 300 2013 2014 | KTM EXC 125 2008 2009 2010 2011 2012 2013 | KTM EXC 200 2008 2009 2010 2011 2012 2013 | KTM EXC 250 2008 2009 2010 2011 2012 2013 | KTM EXC 300 2008 2009 2010 2011 2012 2013 | KTM EXC 380 2T 2008 2009 2010 2011 2012 2013 | KTM EXC-F 250 2008 2009 2010 2011 2012 2013 | KTM EXC-F 350 2008 2009 2010 2011 2012 2013 | KTM EXC-F 400 2008 2009 2010 2011 2012 2013 | KTM EXC-F 450 2008 2009 2010 2011 2012 2013 | KTM EXC-F 500 2007 2008 2009 2010 2011 2012 2013 | KTM EXC-F 520 2008 2009 2010 2011 2012 2013 | KTM SX 125 2007 | KTM SX 150 2007 | KTM SX 200 2007 | KTM SX 250 2007 | KTM SX 85 2007 | KTM SX-F 250 2007 | KTM SX-F 350 2007 | KTM SX-F 450 2007 | KTM SX-F 505 2007

**CHAIN GUIDE FOR
KTM/HUSQVARNA
221506**



221506-12

APPLICATIONS

HUSQVARNA FC 250 2015 2016 2017 2018 2019 2020 2021 2022 | HUSQVARNA FC 350 2015 2016 2017 2018 2019 2020 2021 2022 | HUSQVARNA FC 450 2015 2016 2017 2018 2019 2020 2021 2022 | HUSQVARNA FX 350 2020 2021 2022 2023 2024 | HUSQVARNA FX 450 2020 2021 2022 | HUSQVARNA TC 125 2015 2016 2017 2018 2019 2020 2021 2022 | HUSQVARNA TC 250 2015 2016 2017 2018 2019 2020 2021 2022 | HUSQVARNA TX 300 2020 2021 2022 | KTM SX 125 2008 2009 2010 2011 2012 2013 2014 2015 2016 2017 2018 2019 2020 2021 2022 2023 | KTM SX 150 2011 2012 2013 2014 2015 2016 2017 2018 2019 | KTM SX 200 2011 2012 2013 2014 2015 2016 2017 | KTM SX 250 2008 2009 2010 2011 2012 2013 2014 2015 2016 2017 2018 2019 2020 2021 2022 | KTM SX-F 250 2008 2009 2010 2011 2012 2013 2014 2015 2016 2017 2018 2019 2020 2021 2022 | KTM SX-F 350 2008 2009 2010 2011 2012 2013 2014 2015 2016 2017 2018 2019 2020 2021 2022 | KTM SX-F 450 2008 2009 2010 2011 2012 2013 2014 2015 2016 2017 2018 2019 2020 2021 2022 | KTM SX-F 505 2008 2009 2010 2011 2012 2013 2014 2015 2016 2017 2018 | KTM XC 125 2020 2021 2022 | KTM XC 250 2019 2023 2024 | KTM XC 250 TPI 2020 2021 2022 | KTM XC 300 2019 | KTM XC 300 TPI 2020 2021 2022 | KTM XC-F 250 2019 2020 2021 2022 | KTM XC-F 350 2019 2020 2021 2022 2024 | KTM XC-F 450 2019 2020 2021 2022



REPLICA CHAIN GUIDE
208148



208148-12

APPLICATIONS

KTM EXC 125 2000 2001 2002 2003 2004 2005 2006 2007 | KTM EXC 200 2000 2001 2002 2003 2004 2005 2006 2007 | KTM EXC 250 2000 2001 2002 2003 2004 2005 2006 2007 | KTM EXC 300 2000 2001 2002 2003 2004 2005 2006 2007 | KTM EXC 380 2T 2000 2001 2002 2003 2004 2005 2006 2007 | KTM EXC-F 250 2000 2001 2002 2003 2004 2005 2006 2007 | KTM EXC-F 350 2000 2001 2002 2003 2004 2005 2006 2007 | KTM EXC-F 400 2000 2001 2002 2003 2004 2005 2006 2007 | KTM EXC-F 450 2000 2001 2002 2003 2004 2005 2006 2007 | KTM EXC-F 500 2000 2001 2002 2003 2004 2005 2006 2007 | KTM EXC-F 520 2000 2001 2002 2003 2004 2005 2006 2007 | KTM EXC-F 525 2000 2001 2002 2003 2004 2005 2006 2007 | KTM EXC-F 540 2000 2001 2002 2003 2004 2005 2006 2007 | KTM SX 125 2000 2001 2002 2003 2004 2005 2006 | KTM SX 150 2000 2001 2002 2003 2004 2005 2006 | KTM SX 200 2000 2001 2002 2003 2004 2005 2006 | KTM SX 250 2000 2001 2002 2003 2004 2005 2006 | KTM SX 65 2000 2001 2002 2003 2004 2005 2006 | KTM SX 85 2000 2001 2002 2003 2004 2005 2006 | KTM SX-F 250 2000 2001 2002 2003 2004 2005 2006 | KTM SX-F 350 2000 2001 2002 2003 2004 2005 2006 | KTM SX-F 450 2000 2001 2002 2003 2004 2005 2006 | KTM SX-F 505 2000 2001 2002 2003 2004 2005 2006