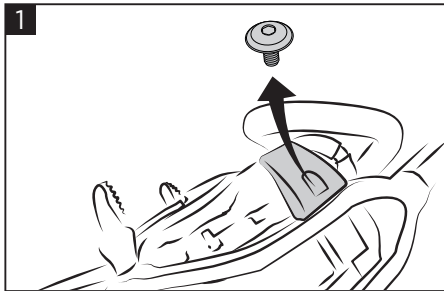
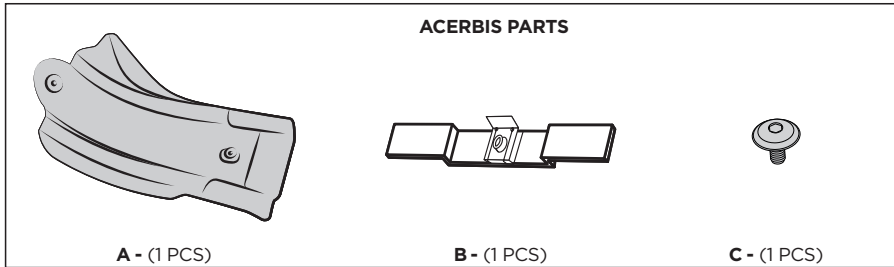


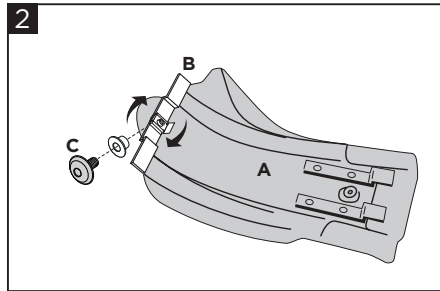
SKID PLATE YAMAHA YZF 250/450 2014

SOTTOMOTORE YAMAHA YZF 250/450 2014

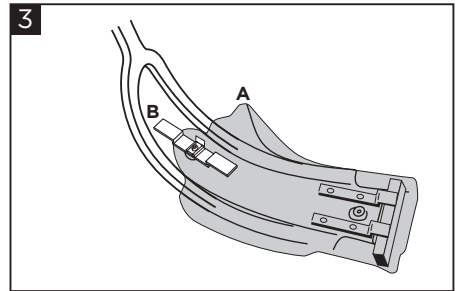
COD. 500002840 REV.4



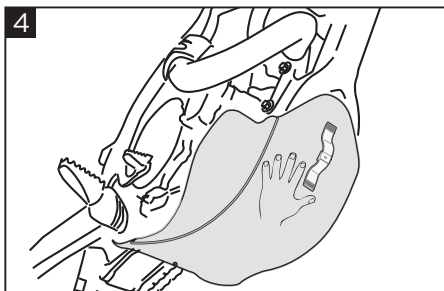
Remove the original protection.
Smontare la protezione originale.



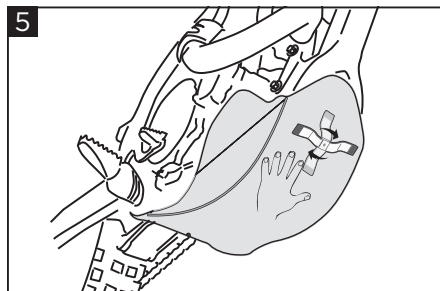
Screw two turns the screw (C) on the bracket (B).
Avvitare per due giri la vite (C) alla staffa (B).



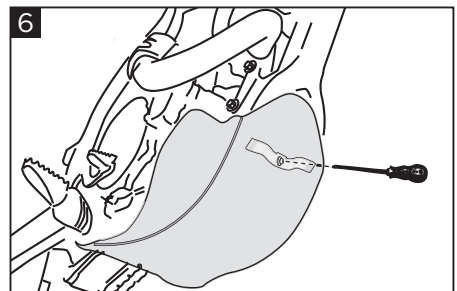
Insert the skidplate (A) in the frame.
Inserire il sottomotore (A) nel telaio.



Push the skid plate.
Premere il sottomotore.



Push the skid plate and screw 90° the bracket.
Premere il sottomotore e ruotare la staffa di 90°.



Tighten the screw.
Avvitare la vite.

WARNING!

Use Acerbis' products at your own risk. Check the safety of your device before you ride. Be sure that you follow the instructions for installing the Acerbis' products. Do not ride if there is missing or damaged hardware. If this is the case, take the item immediately back to your dealer. Make sure the throttle and other controls are free every time you ride. Not following these instructions and warnings could lead to interference with the controls, loss of control, and accidents. Acerbis recommends that installation must be done by a licensed mechanic and that only Acerbis' original parts are used during installation. Acerbis makes no guarantees or representations, express or implied, regarding the fitment of its product for any particular purpose. Acerbis makes no guarantees or representations, express or implied, regarding the extent to which its products protect individuals or property from injury or death or damage.

EUROPE

ACERBIS ITALIA S.P.A.
VIA SERIO, 37
24021 ALBINO (BG)
ITALY

U.S.A.

ACERBIS U.S.A. INC.
MAIL P.O. BOX 2030
SUN VALLEY, ID 83353
SHIP 110 LINDAY CIRCLE
KETCHUM, ID 83340
U.S.A.

UNITED KINGDOM

ACERBIS U.K LTD
UNIT 4 DUNFERMLINE COURT,
KINGSTON, MILTON KEYNES
MK10 0BY
GREAT BRITAIN